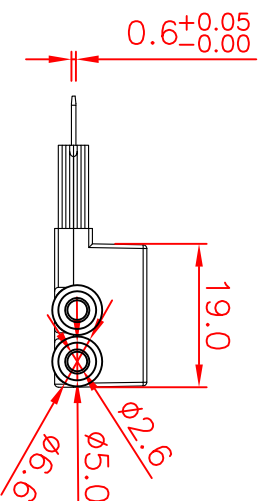
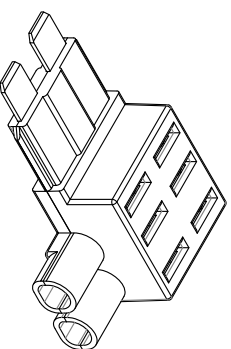
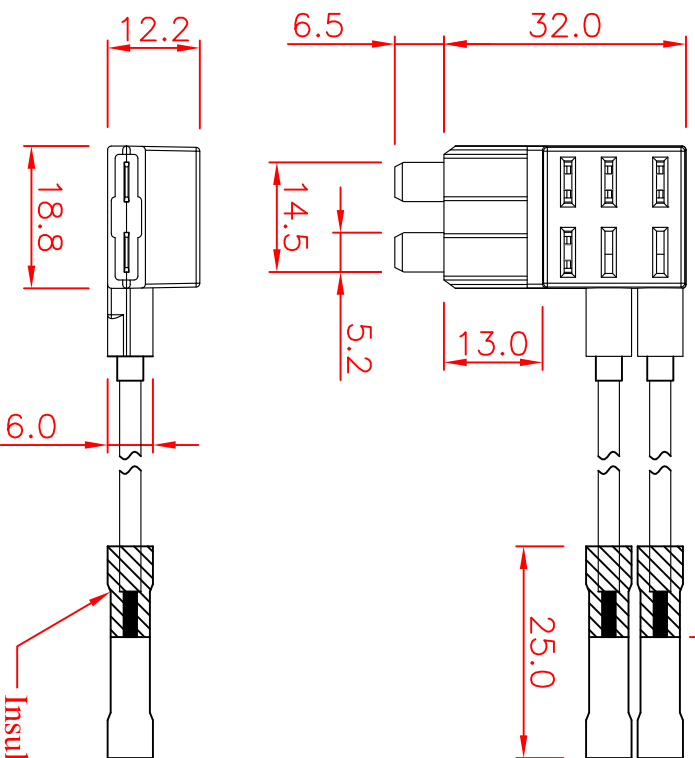


#16-UL1015 Red Wire-127mm(5")



Insulated Butt Connector ; PVC PIPE

**SPECIFICATIONS :**

- Suitable Rated Current : Maximum Installation Rating
- Existing Circuit : 30A
- Add-on Circuit : 20A
- Dielectric Strength for 60 seconds : AC1500V Min.
- Insertion & Extraction Force : 1Kg. Min.
- Contact Resistance at 1A DC : 5mΩ Max.
- Insulation Resistance at 500V DC : 100MΩ Min.
- Voltage Drop : 20mV Max.
- Temperature Rise : 50°C Max.
- Molded Parts : Nylon with glassfiber(UL 94V-0), Black
- Terminals : Brass with Tin Plated
- Wire : #16 AWG UL 1015 Red Wire, End With Insulated Crimp-Type coupler Blue Butt Connector.
- \*\*Other color option is available for "Molded Parts" and "Wire"

**GLORYTECH TECHNOLOGY CO., LTD.**

Material	Drawn	
	Check	
Finish	Engr	
	Appd	

Unless Otherwise Specified  
Dimensions are mm (inch)

Tolerances:  
.x = 1.0 (.04)  
.xx = 0.5 (.02)  
.xxx = 0.25 (.010)

Title:	3 Circuits Blade Fuse	
	Tap	
A4	Dwg Size	A4
	Sht	1 of 1
B	Date	2017/7/11
	Rev	

Model File Name : 3 Circuits Blade Fuse Tap ; #16AWG

Drawing File Name : GTQD-HLD-1829-1922-400

Part Number : 1829 1922 400

Tolerances : Unless Otherwise Specified			
Dimension	Critical To Function	General	
< 1	+/- 0.02	+/- 0.03	
1 ~ 8	+/- 0.1	+/- 0.2	
8 ~ 24.995	+/- 0.15	+/- 0.25	
25 ~ 99.99	+/- 0.2	+/- 0.3	
Angles	+/- 1°	+/- 5°	
Rev	EN	Description	Dwg Ckd Appd Date
B	93092401	Modify the tolerance	Kao Chyi Ku 2004/9/24