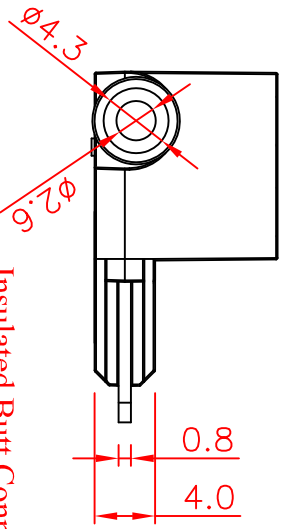
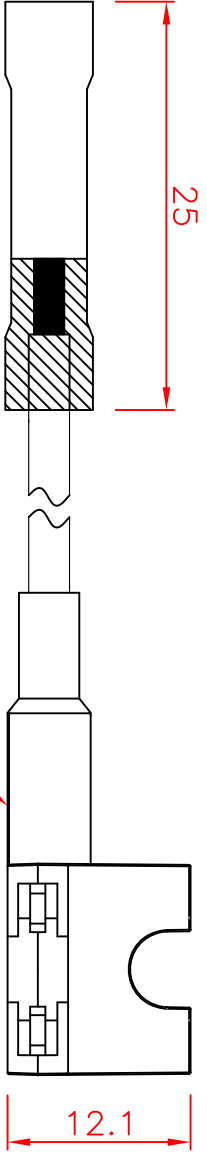
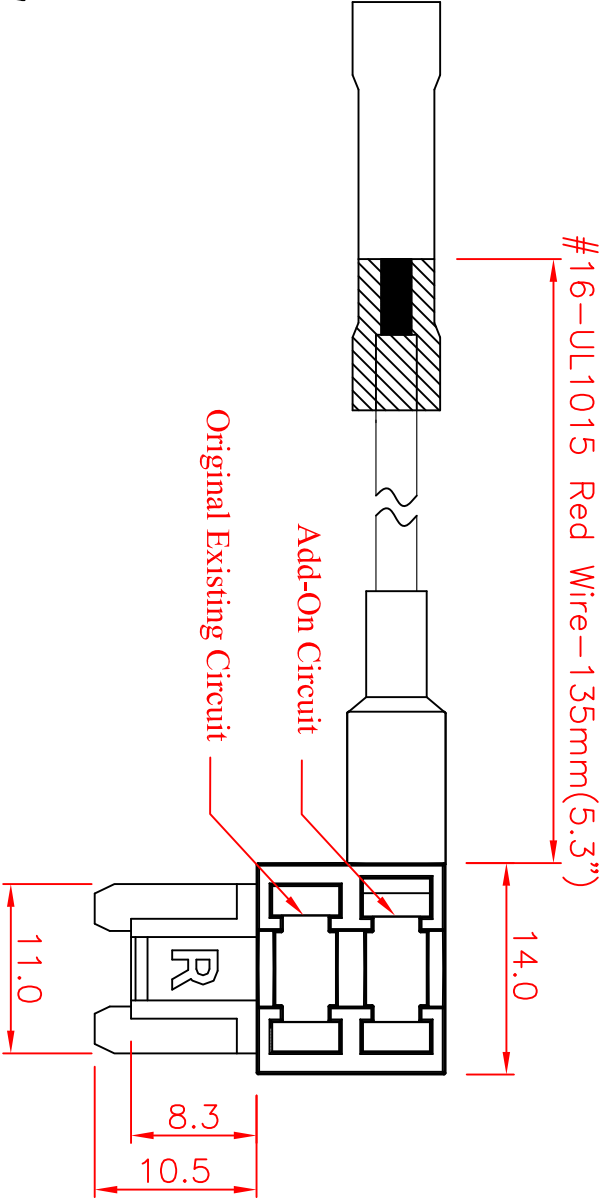


SPECIFICATIONS :

- Suitable Rated Current : Maximum Installation Rating
- Existing Circuit : 30A
- Add-on Circuit : 20A
- Dielectric Strength for 60 seconds : AC1500V Min.
- Insertion & Extraction Force : 1Kg. Min.
- Contact Resistance at 1A DC : 5mΩ Max.
- Insulation Resistance at 500V DC : 100MΩ Min.
- Voltage Drop : 20mV Max.
- Temperature Rise : 50°C Max.
- Molded Parts : Nylon PA66 UL 94V-0, Red
- Terminals : Brass with Tin Plated
- Wire : #16 AWG UL 1015 Red Wire, End With Insulated Crimp-Type coupler Blue Butt Connector.
- **Other color option is available for "Molded Parts" and "Wire"



Insulated Butt Connector ; PVC PIPE ; Blue



Tolerances : Unless Otherwise Specified		Critical To Function		General	
Dimension	< 1	+/- 0.02	+/- 0.03		
	1 ~ 8	+/- 0.1	+/- 0.2		
	8 ~ 24.995	+/- 0.15	+/- 0.25		
	25 ~ 99.99	+/- 0.2	+/- 0.3		
Angles		+/- 1°	+/- 5°		

Rev	EN	Description	Dwg	Ckd	Appd	Date
B	93092401	Modify the tolerance	Kao	Chyi	Ku	2004/9/24

Material		Finish		Title:		Dwg		Sht		Rev	
Drawn	Check	Engr	Appd	Low Profile Fuse Tap (Right Side Insert Fuse)		A4	GTQD-HLD-1829-1111-400	1	of	1	B
Unless Otherwise Specified Dimensions are mm (inch)				Tolerances:				Scale:			
.x = 1.0 (.04)				.xx = 0.5 (.02)				2:1			
.xxx = 0.25 (.010)								Dwg Size			
Model File Name : Low Profile Fuse Tap ; #16AWG ; Right Side Insert											
Drawing File Name : GTQD-HLD-1829-1111-400											
Part Number : 1829 1111 400						Date: 2015/5/6					

GLORYTECH TECHNOLOGY CO., LTD.