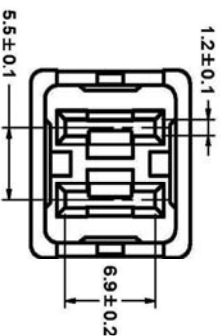
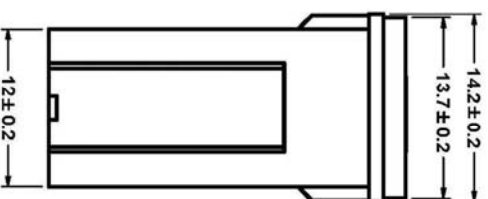
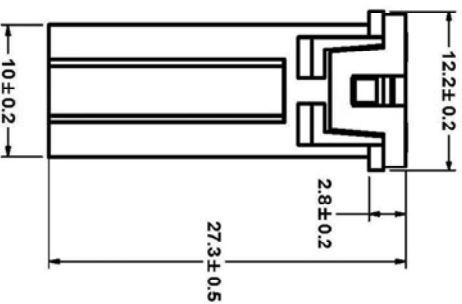
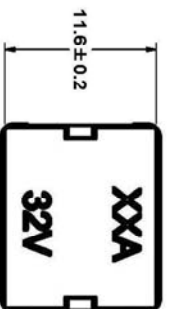


**Electrical Characteristics:**  
Standard according to ISO 8820-4:2002

% of Ampere Rating	Ampere Rating	Opening Time
110%	20 ~ 60 Amp	> 4 Hr.
200%		5s ~ 100s
350%		0.2s ~ 7s
600%		0.04s ~ 1s



**Order Informations:**

Part Number	Ampere(A)	Voltage(VDC)	Body Color
1568 2200 40*	20A	32V	Light-Blue
1568 2300 40*	30A		Pink
1568 2400 40*	40A		Green
1568 2500 40*	50A		Red
1568 2600 40*	60A		Yellow

**Option :**

- \* = 0 : Normal Type
- \* = 1 : Indicator Type

Tolerances : Unless Otherwise Specified			
Dimension	Critical To Function	General	
< 1	+/- 0.02	+/- 0.03	
1 ~ 8	+/- 0.1	+/- 0.2	
8 ~ 24.995	+/- 0.15	+/- 0.25	
25 ~ 99.99	+/- 0.2	+/- 0.3	
Angles	+/- 1°	+/- 5°	
Rev	EN	Description	Dwg Ckd Appd Date
B	93092401	Modify the tolerance	Kao Chyi Ku 2004/9/24

Material	Drawn Check	GLORYTECH TECHNOLOGY CO., LTD.			
Finish	Engr	Title:	JCASE Female Type		
	Appd	Fuse Link	A4	GTQD-FUS-1568	B
Unless Otherwise Specified Dimensions are mm (inch)		Scale:	2:1	Dwg Size	Sht 1 of 1
Tolerances:					Rev
.x = 1.0 (.04)					
xx = 0.5 (.02)					
xxx = 0.25 (.010)					
Model File Name : JCASE Female Type Fuse Link ; Option : Indicator (LED)					
Drawing File Name : GTQD-FUS-1568					
Part Number : 1568 xxxx 40x			Date:	2009/3/2	